



C.S.F. srl

Via Riale, 3 - 36040 Grumolo delle Abbadesse (VICENZA) - Italy

Tel +39 0444 264600 (8 linee r.a.) - Fax Sales Dept. +39 0444 389260 - Fax Technical Dept. +39 0444 263448

www.multione-csf.com - sales@multione-csf.com



MULTI ONE™



MULTI ONE™

Multiplies performances

Multipurpose

a compact, lightweight and powerful machine that can use up to 50 different tools for gardening, maintenance of green areas, agriculture and building.

comfortable and ergonomically designed

a comfortable and ergonomically designed driver's cab thanks to the sprung seat and finger-tip control panel. MultiOne can be used in all seasons thanks to the centrally heated, all-round view cab.

different powers

motor powers range from 14 HP to 50 HP, running on petrol and Diesel with Ecological Certification for the emissions.

high manoeuvrability

the central swivel and compact size make the S, SL and GT series of machines so easy to use in all situations. The F series is the skid-steer type for maximum agility in small spaces

4WD power assisted

for maximum results on any land, thanks to the Dynamic Block System and the torque distributor; high power and gentleness on delicate surfaces, all this with maintenance-free transmission.

all-round visibility

thanks to the raised driver's cab the driver has 360° all-round vision with no blind spots.

telescopic boom

with this boom the height that can be reached is increased up to more than 4 metres to facilitate handling.

variable power


with the advanced hydraulic system and high technology used, power is transferred from the machine to the tool used with no limitations.

high performance

it can lift up to 90% of its own weight, works at a speed of 22 Km/h with power hydrostatic transmission all guaranteeing high production under all conditions of use.

accessories

a wide range of professional accessories to meet all application requirements with maximum production capacity. All the accessories are interchangeable in a few seconds thanks to the universal quick fit.



2

3



MULTI ONE™

Universal solution

Agriculture

Here is the perfect farm hand. With 50 accessories available, MultiOne is the ideal and versatile solution for cleaning, transporting and lifting (over 1,000 Kg weight). The compact dimensions and the ease of use allows it to work in restricted areas and, thanks to its limited weight, to work on yielding ground and floors.

With its telescopic arm it can reach great heights and a vast range of accessories ensures it will meet all your needs.

This is because MultiOne is all in one! It is also fitted with a soundproofed, panoramic type, heated cabin, to face the coldest months in absolute comfort.

4

Building

There is no problem in entering the narrowest places with MultiOne. With the fixed and articulated models you will always have an efficient machine at your side; in a few seconds it changes functionality and is ready to excavate, move earth, lift, clean and much more. The technology employed and the reduced dimensions of MultiOne have shown in studies to reduce time and labour, and the wide range of powers and models available make it possible to utilise the machine and the most suitable accessories according to your different needs. MultiOne is the ideal mini-digger for earth-moving, demolition, cleaning and installation which, in a few seconds, is completed with a wide choice of buckets, hydraulic hammers, excavation arms, augers, catenaries and so on. Moreover, it is so easy to transport MultiOne: all you need is a small truck, or trailer for cars, at very limited operating costs.

Handling

Versatility, practicality and high performance make MultiOne the perfect machine for industrial and public maintenance. It allows you to cut grass, clean the streets, move earth and other materials, keep hedges and parks in perfect shape and order, it represents the definite professional solution. Furthermore, the panoramic cabin ensures great comfort in all periods of the year.

Transporting MultiOne, only one machine with thousands of functions, is extremely easy to transport and with enormous economic advantages.

Gardening

With the vast range of articulate models, MultiOne becomes the ideal ally for the creation or maintenance of parks, gardens and green areas, both public and private.

Easy to drive and gentle on all surfaces thanks to its 4WD with Dynamic Block System, MultiOne leaves no prints and does not damage the surfaces of lawns or golf courses.

This is because the high technology is combined with professional lawn mowers, runner cutter, borers, buckets, forks, seed bed preparation machines, irrigation excavators and much more, all controlled by the powerful hydraulic system. Reliable, powerful and flexible MultiOne is the definite solution for reducing labour costs for achieving professional results and rapid recovery of the money invested.

5





GT series

High performances on all ground

Functional capacity, power, high performance allow MultiOne series GT to be used in the maintenance of green areas, in civil works and in agriculture, for lifting, cleaning, cutting and earth movin. Its strength stands in its 50 HP combined with a robust 4WD hydrostatic transmission, lifting capacity of over 1000 Kg and standard telescopic arm for heights of over 4 m., MultiOne series GT is extremely easy to drive. To this must be added the efficiency of over 50 different accessories ready to be connected to the machine in not more than 10 seconds. The intuitive controls and the ergonomic suspension seat have been thought out to provide the operator with comfort, servo-assisted, maintenance-free controls, and 360°, all-round visibility, without any blind spots.



The powerful hydraulic system, electronically controlled on GT50D, supplies all the power needed for the accessories and the separate circuits allow the simultaneous and independent use of more than one movement - all controlled from the driver's cabin.



The low profile of the compact, all-round view driver's cab is such to guarantee easy and comfortable access through doors and openings, without hindering the view at all. MultiOne features a powerful heating system with the possibility of ventilation through the blue tinted, completely openable, windscreen.



A handy control panel on the right of the instrument board for the accessories and boom. The GT50D is equipped with an electronically controlled pump for hi-flow accessories and an electronic multifunctional joystick to control boom movement, the machine and the accessories, all with no hand movement required. The front instrument board, with lighting for night time driving, includes all the machine signals and instruments.



The patented Swing Lock system increases adherence on uneven ground and guarantees oscillation of the articulation. When lifting loads at high elevations it blocks the machine and levels it automatically. The exceptional advantage of this system is the combination of the best points of a frame system with those of an oscillating frame.



With the C.S.F. universal quick fit it takes a matter of seconds to prepare the machine with 50 different accessories. The powerful Diesel engine combined with the separate circuit hi-flow of the GT series, ensures high efficiency even in the case of intensive work where heavy loads are handled.



6

7

Power and manoeuvrability

SL series



The telescopic boom increases the height that can be reached by a good 2.8 m and its great range facilitates loading and handling. Maintenance-free, it works completely on high resistance slides.



The exceptional lifting and speed characteristics together with its compact size, make moving around in small spaces extremely easy. The large tyres ensure maximum adherence and performance on all surfaces, reducing specific pressure on the ground which respects the most fragile surfaces. Garden type tyres are also available with a soft profile.

The rear Cat.1 3-point coupling increases the possibilities of using MultiOne also with rear agricultural tools other than stone buriers, rotary cultivators and rolling harrows.

MultiOne series SL is the best machine for looking after public and private greenery, for realising gardens, for industrial maintenance and earth-movement. Thanks to the smart articulation of the frame and the Dynamic Block System, the 4WD transmission works perfectly on any kind of surface without ever even damaging a lawn. Extremely practical, total visibility and over 50 accessories in a single machine, ensures professional results with a maximum economic advantage. The SL range, 3 models in 6 versions, makes it possible to choose a suitable solution for every need. The powerful, reliable and silent 20HP and 30HP diesel engines, with favourable couple curves and reduced consumption, conform to severe anti-pollution standards.



The powerful hydraulic system controls and supplies all the power needed to obtain professional results with any accessory. Top-level performance and productivity is assured.



Heated all-round view cab for working even in dusty or difficult environmental conditions. Openable, blue tinted windshield and 360° visibility are the main features combined with compact external dimensions for easy accessibility. There is plenty of room inside and it is perfectly soundproofed.



All the controls are ergonomic and intuitive for maximum control under all conditions.



S series

Small dimensions, maximum movement

MultiOne series S is the articulated "entry level". The frame articulation, the compact dimensions and the 4WD hydrostatic transmission with Dynamic Block System, create an extremely versatile machine for any terrain. The particular conformation and distribution of the weights make it possible to operate on delicate surfaces without causing damage both at thrust performance and very high speeds. Easy to drive, practical and intuitive controls, the possibility of installing the telescopic arm and light to transport, MultiOne series S is ideal for taking care of public and private green, for the maintenance and cleaning of the farm and for the maintenance and building of gardens.



This is the ideal union between performance and reduced dimensions, with 50 quick-connect accessories and with the practical all-round, 360° total visibility. Also equipped with a rear, three-point lifter, MultiOne series S allows using the most diverse agricultural equipment as well as working the land. It is also available in the panoramic, heated cabin version.



The practical and functional controls are all on the front instrument board and side panel. The driver's cab features a standard sprung seat, safety belt and roll-bar. All the MultiOne functions can be controlled from the driver's seat.



Thanks to the universal quick fit, each MultiOne model can be coupled to a wide range of accessories for the most diversified requirements. Always being able to work at the front is one of the many advantages of the C.S.F. MultiOne technology.



The quick fits at the front act as power take-off units for the various accessories that can be used with MultiOne. All the accessories are hydraulically powered and all the power can be concentrated on them to achieve results equivalent to dedicated professional machines.



Thanks to the compact size of the MultiOne S series, it is easy to work in small spaces and is an untiring help everywhere and for all jobs. The high lifting capacities, speed and manoeuvrability characterise this series in each and every situation.



A versatile machine that is also easy to transport. Thanks to the high technology utilised by C.S.F., MultiOne is light and compact. This facilitates transportation, possible also with a trailer for cars or small lorries.



All the accessories that can fit MultiOne are positioned on the front of the machine. Maximum comfort and no blind spots from the driver's seat guarantee excellent manoeuvrability and ease of use for a high production with no extra labour required.

Great potential in small spaces

F series



Compact and fast, the F series is suitable for using on floors, inside houses and for small maintenance jobs. The MultiOne F series is a skid-steer type device, ideal for working in small spaces where rotary movement is a must. The 4WD is the power hydrostatic transmission type, servo controlled and maintenance-free. The One-Touch control joystick on the left to control the machine.

12



The instrument board and intuitive control panel are clearly visible and easy to reach. All indications and operating statuses are displayed on the instrument board (the photo refers to the Diesel model).

MultiOne series F is a skid steer type machine, compact and manoeuvrable, proven to operate in narrow spaces where it can be controlled in any direction without resorting to manoeuvres. Particularly light, it is easily transported and ensures excellent performance on any surface thanks to its hydrostatic transmission. The servo-assisted controls and the no-maintenance transmission ensure top level comfort and easy driving, limiting the operating costs for a rapid recovery of the investment. Three models in 6 versions offer a vast choice of power and performance for any need. It is available in both the petrol and diesel engine versions, all extremely reliable and silent.



13

The One-Touch system groups all the possible directions and manoeuvres in just the one control. In the illustration it is clear how, turning the joystick 90°, counter steering engages automatically so the machine can rotate on its own axis. Hydrostatic transmission controls accelerations and decelerations progressively and separately from the other circuits used. By means of the right hand console, it is possible to move the machine's boom and the tool used simultaneously thanks to the separate circuits. The drive joystick is servo assisted, needs no adjusting and is maintenance-free.



Because it is so light and compact, the F series is extremely easy to transport even with a small trailer for cars or lorries, leaving plenty of room for other materials.

Sand bucket, 800 mm, with blade
 Sand bucket, 1000 mm, with blade
 Sand bucket, 1200 mm, with blade
 Sand bucket, 1500 mm, with blade
 Sand bucket, 800 mm, with teeth
 Sand bucket, 1000 mm, with teeth
 Sand bucket, 1200 mm, with teeth
 Sand bucket, 1500 mm, with teeth
 Snow bucket, 800 mm, with blade
 Snow bucket, 1000 mm, with blade
 Snow bucket, 1200 mm, with blade
 Snow bucket, 1500 mm, with blade
 Light material bucket, 800 mm, with blade
 Light material bucket, 1000 mm, with blade
 Light material bucket, 1200 mm, with blade
 Light material bucket, 1500 mm, with blade
 Multi purpose bucket, 1000 mm
 Multi purpose bucket, 1200 mm
 Multi purpose bucket, 1500 mm
 Hip tip bucket, 1000 mm
 Hip tip bucket, 1200 mm
 Hip tip bucket, 1500 mm
 Pallet fork, 1000 mm forks' length
 Pallet fork, 1300 mm forks' length
 Rotary brush, 1200 mm work width
 Rotary brush, 1500 mm work width
 Waste box for rotary brush, 1200 mm
 Waste box for rotary brush, 1500 mm
 Side brush for rotary brush
 Humidification kit for rotary brush
 Backhoe, 1600 mm max depth
 Backhoe, 2000 mm max depth
 Backhoe, 2200 mm max depth
 Bucket for backhoe, 250 mm width
 Bucket for backhoe, 500 mm width
 Bucket for backhoe, 750 mm width
 Silage fork, 800 mm
 Silage fork, 1000 mm
 Silage fork, 1200 mm
 Silage fork, 1500 mm
 Manure long teeth fork
 Round bale fork
 Rotary tiller, 800 mm width
 Rotary tiller, 1050 mm width
 Rotary tiller, 1250 mm width
 Angle blade, 1400 mm width
 Trencher, 600 mm depth
 Trencher, 1000 mm depth
 Tipping trailer, 1000 kg capacity
 Hydraulic lawn mower, 1200 mm width
 Hydraulic lawn mower, 1500 mm width
 Hydraulic lawn mower, 1800 mm width
 Rear outlet for lawn mower, 1200 mm
 Rear outlet for lawn mower, 1500 mm
 Rear outlet for lawn mower, 1800 mm
 Kit mulching for lawn mower, 1200 mm
 Kit mulching for lawn mower, 1500 mm
 Kit mulching for lawn mower, 1800 mm
 Auger for tree, 850 mm diameter
 Auger for tree, 1000 mm diameter
 Auger mod. T1 with drills from 100 mm to 800 mm
 Wood-cutter, 7 tons
 Cement mixer, 250 lt
 Lifting pole, 3000 mm length
 Hydraulic hammer, 80 kg
 Hydraulic hammer, 150 kg
 Snow-plough turbine, 1000 mm width
 Snow-plough turbine, 1200 mm width
 Asphalt saw, 150 mm depth
 Drum for asphalt saw, 300 mm width
 Vibrating roller, 1000 mm width
 Vibrating roller, 1200 mm width
 Vibrating roller, 1500 mm width
 Dumper
 Material paver
 Grass shredder, 850 mm length
 Grass shredder, 1050 mm length
 Grass shredder, 1250 mm length
 Grass shredder, 1650 mm length
 Clipping machine
 Vase pliers
 Hydraulic stake planter
 Lifter trolley, 2500 mm height
 Cutting bar for grass, 1670 mm width
 Bio-shredder
 Sand spreader, 1000 mm width
 Stone buriar, 1050 mm width
 Stone buriar, 1250 mm width
 Stone buriar, 1500 mm width

Discover the advantage of being *MultiOne*

Some examples of the vast range of accessories, which can be combined with the MultiOne C.S.F., range of machines in a few seconds, thanks to the universal quick-connect coupling. Contact your dealer for information on the other multitude of accessories.



MULTI ONE™ accessories



Cement mixer



Backhoe



Trencher



Auger for tree



Cutting bar for grass



Silage fork



Pallet fork



Multi purpose bucket



Manure long teeth fork



Rotary tiller



Stone buriar



Dumper



Clipping machine



Grass shredder



Snow plug turbine



Vibrating roller



Rotary brush



Wood-cutter



Hydraulic hammer



Asphalt saw



Lawn mower



Material paver



Manure pliers



Auger

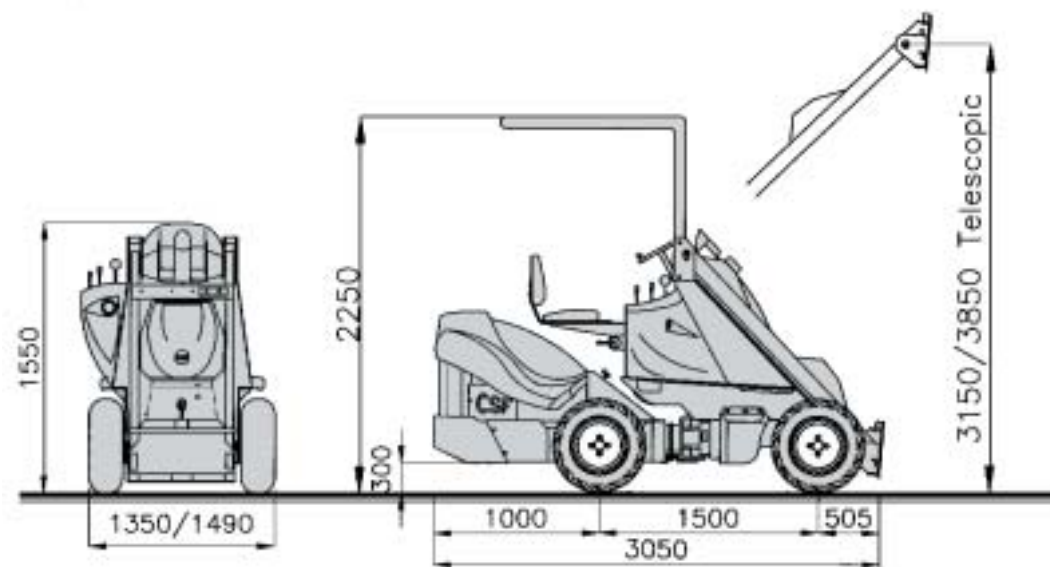


High tip bucket



MULTI 1 ONE

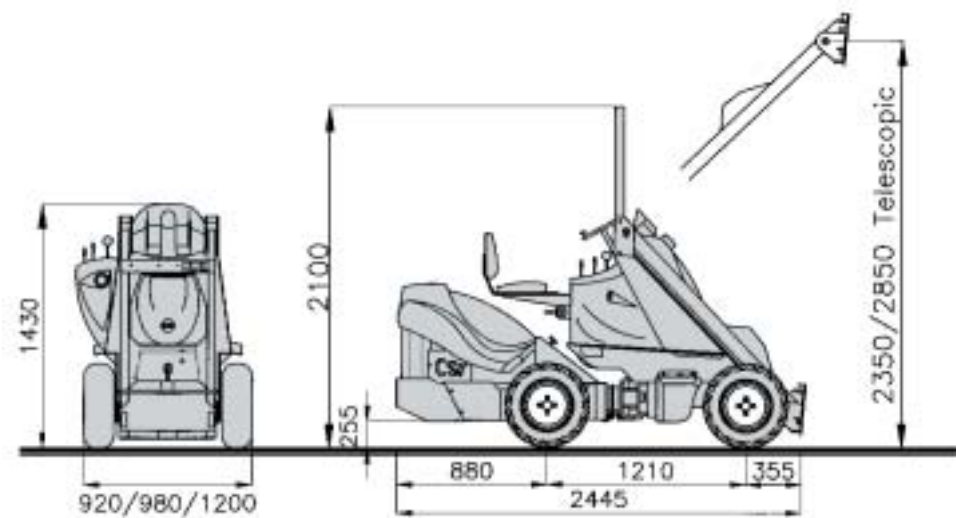
GT series



GT series

	GT45D	GT50D
Engine	Diesel	Diesel
Displacement (cc.)	2200	2200
Power (HP)	50	50
Top speed (Km/h)	22	22
Transmission	4WD hydr.	4WD hydr.
Pushing power (DaN)	2000	2000
Lifting capacity (Kg.)	1100	1100
Hydraulic outlet (lt/min.)	31+31	63+31
Pressure outlet (bar)	210	250-210
Wheel	31x15.50-15	31x15.50-15
Width/Lenght (mm.)	1490/3100	1490/3100
Weight (Kg.)	1560	1600

SL series



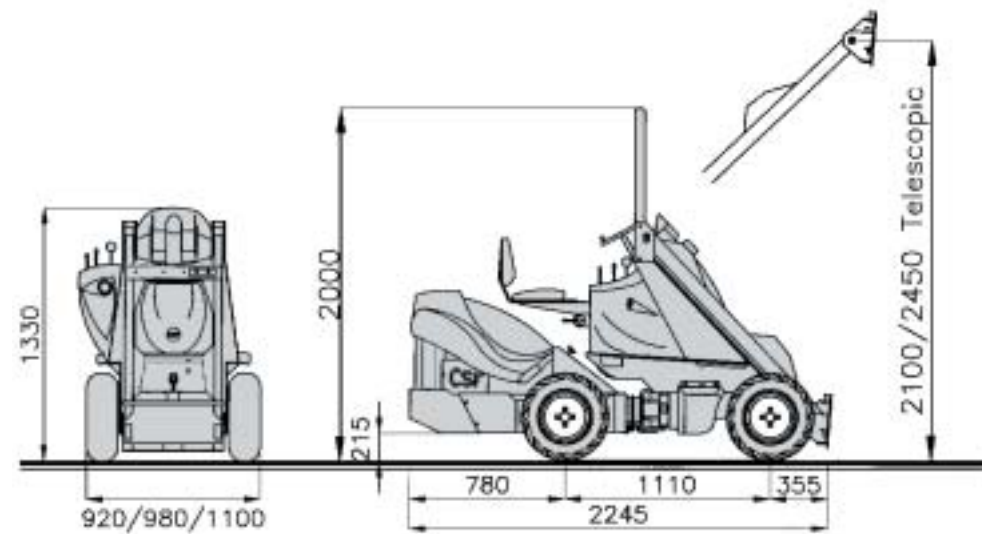
SL series

	SL20D	SL25D	SL30D
Engine	Diesel	Diesel	Diesel
Displacement (cc.)	850	850	1200
Power (HP)	20	20	30
Top speed (Km/h)	13	13	16
Transmission	4WD hydr.	4WD hydr.	4WD hydr.
Pushing power (DaN)	840	840	1140
Lifting capacity (Kg.)	650	700	800
Hydraulic outlet (lt/min.)	28	22+22	22+22(28+28)
Pressure outlet (bar)	200	200	210
Wheel	23x8.50-12	23x8.50-12	26x12.00-12
Width/Lenght (mm.)	980/2445	980/2445	1200/2445
Weight (Kg.)	825	855	980



MULTI 1 ONE

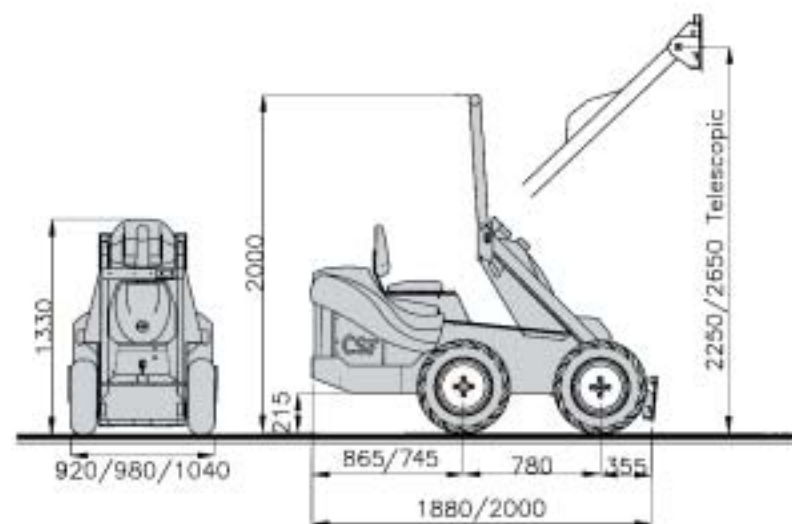
S series



S series

	S18B	S20D	S25D
Engine	Petrol	Diesel	Diesel
Displacement (cc.)	650	850	850
Power (HP)	20	20	20
Top speed (Km/h)	11	13	13
Transmission	4WD hydr.	4WD hydr.	4WD hydr.
Pushing power (DaN)	840	840	840
Lifting capacity (Kg.)	450	600	650
Hydraulic outlet (lt/min.)	28	28	22+22
Pressure outlet (bar)	190	200	200
Wheel	20x8.00-10	23x8.50-12	23x8.50-12
Width/Lenght (mm.)	1000/1800	980/2245	980/2245
Weight (Kg.)	669	805	835

F series



F series

	F14B	F18B	F25D
Engine	Petrol	Petrol	Diesel
Displacement (cc.)	400	650	850
Power (HP)	14	20	20
Top speed (Km/h)	6	10	10
Transmission	4WD	4WD hydr.	4WD hydr.
Pushing power (DaN)	610	800	800
Lifting capacity (Kg.)	300	500	650
Hydraulic outlet (lt/min.)	28	28	28
Pressure outlet (bar)	180	200	200
Wheel	20x8.00-10	20x8.00-10	23x8.50-12
Width/Lenght (mm.)	1000/1800	1000/1800	980/2000
Weight (Kg.)	523	606	710